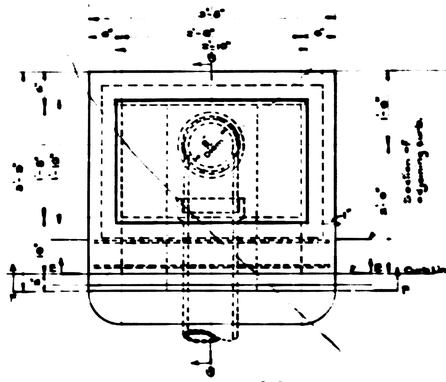

PLAN OF INLET "A"

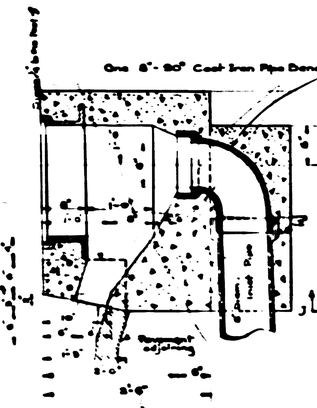

SECTION G-G

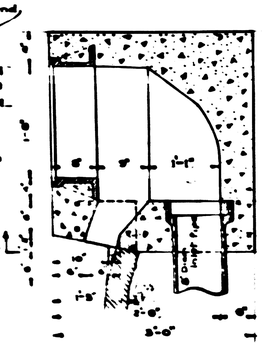

SECTION G G OF INLET "B"

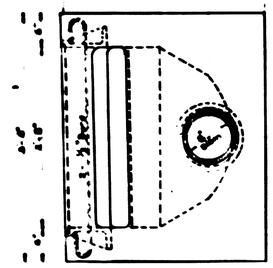

SPECIAL DETAILS FOR INLET "B" ONLY.
INLET "B" IS SAME AS INLET "A"
EXCEPT AS SHOWN.

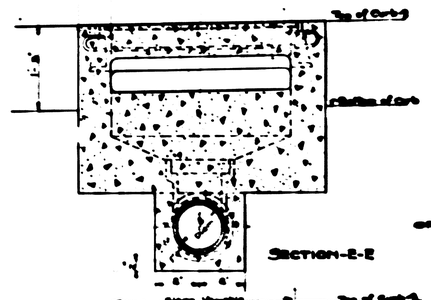

SECTION-E-E

DETAILS
OF INLET "A"
Scale :— 1" = 1 Foot

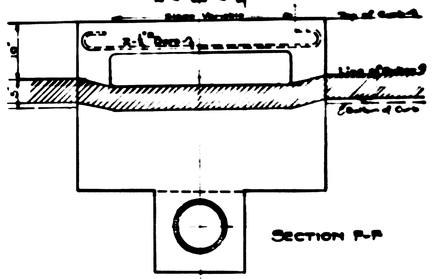

SECTION F-F

Plan
of
Concrete Inlets "A" "B"

SHEET Nº 2 PLAN Nº 925-A
FOR THE IMPROVEMENT OF
RIALTO AVENUE
BETWEEN I STREET AND Mt VERNON AVENUE
IN THE CITY OF SAN BERNARDINO CALIF.
Jan 1928

W P Burritt
City Engineer

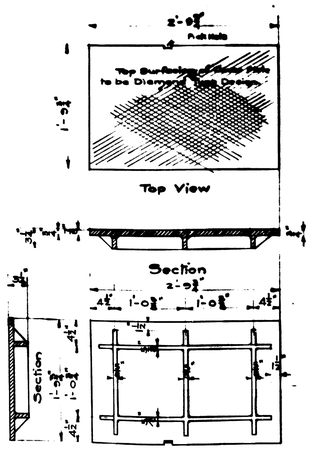

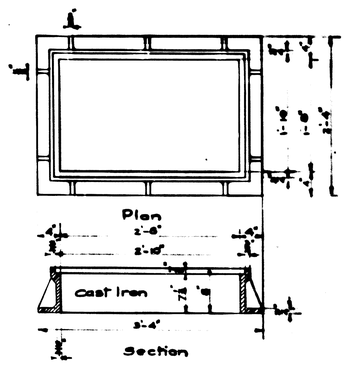

MAN-HOLE CURB

DETAILS
OF MANHOLE COVER AND CURB
FOR INLETS "A" AND "B"
Scale :— 1" = 1 Foot.

SUPPLEMENTARY LEGEND
Concrete inlets to be constructed shown thus in section
Pavement to be constructed shown thus in section
8" Cast Iron pipe to be constructed shown thus in section
Cast Iron Curbs and Covers to be furnished and set shown thus in section



2 Plan 925-A